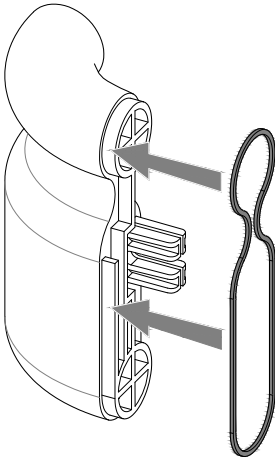


Installation Instructions

1200HR Reveal

FIG. 1



Please read all instructions before installing handrail.

Material must be stored, installed and used in environmentally controlled conditions.

1. Slip reveal over locator surface on Returns, Inside and Outside Corners. **See Fig. 1 & 2.**

FIG. 2

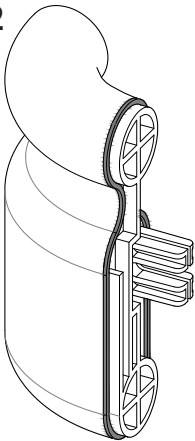
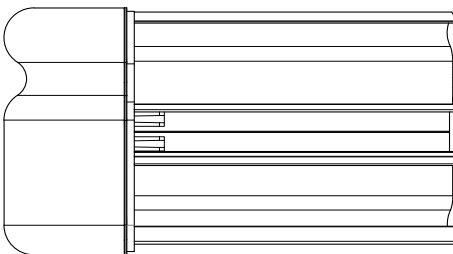


FIG. 3



2. Attach Returns and Corners to retainer, leaving 1/16" gap between Return/Corner and retainer allowing for adjustment. **See Fig. 3.**

Note: Cut cover to length between the reveal pieces on the returns and/or corners.

IPC.1510/REV.1