

811-A07-025 SYSTEM

Aluminum Finish: Clear Anodized

Joint Width	Movement ±	
	Horizontal	Vertical
US mm	US mm	US mm
1" 25	1/2" 13	-- --

APPLICATION

WALL/WALL & CEILING/CEILING
SURFACE MOUNT WALL/CEILING SYSTEMS

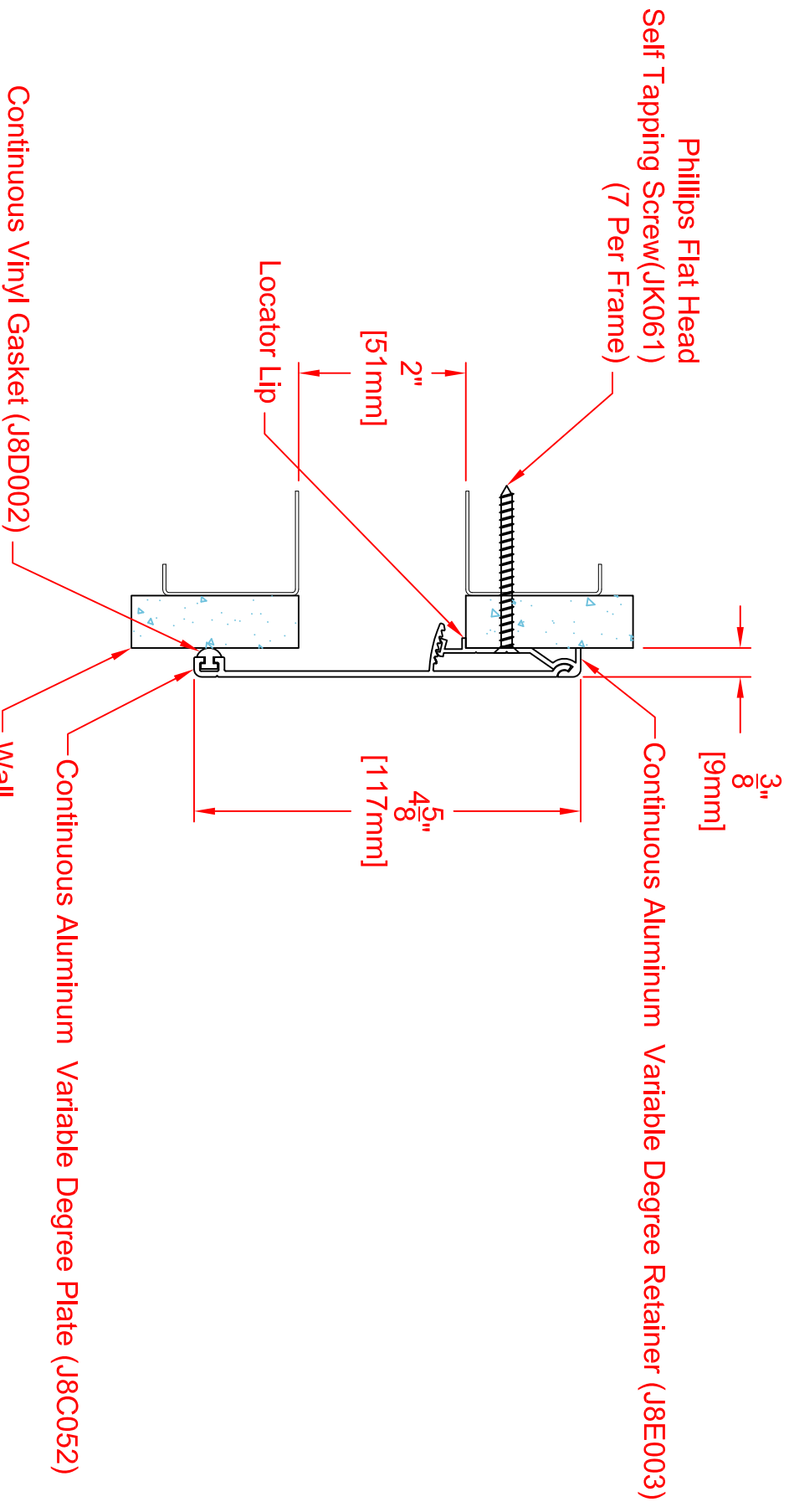
JOINTMASTER™
EXPANSION JOINT SYSTEMS

DATE: 2-10-02

SCALE: 1:2

DOC:CADJM_054/Rev1

impro.



811-A07-050 SYSTEM

Aluminum Finish: Clear Anodized

Joint Width	Movement ±	
	Horizontal	Vertical
US mm	US mm	US mm
2" 51	1" 25	-- --

APPLICATION

WALL/WALL & CEILING/CEILING
SURFACE MOUNT WALL/CEILING SYSTEMS

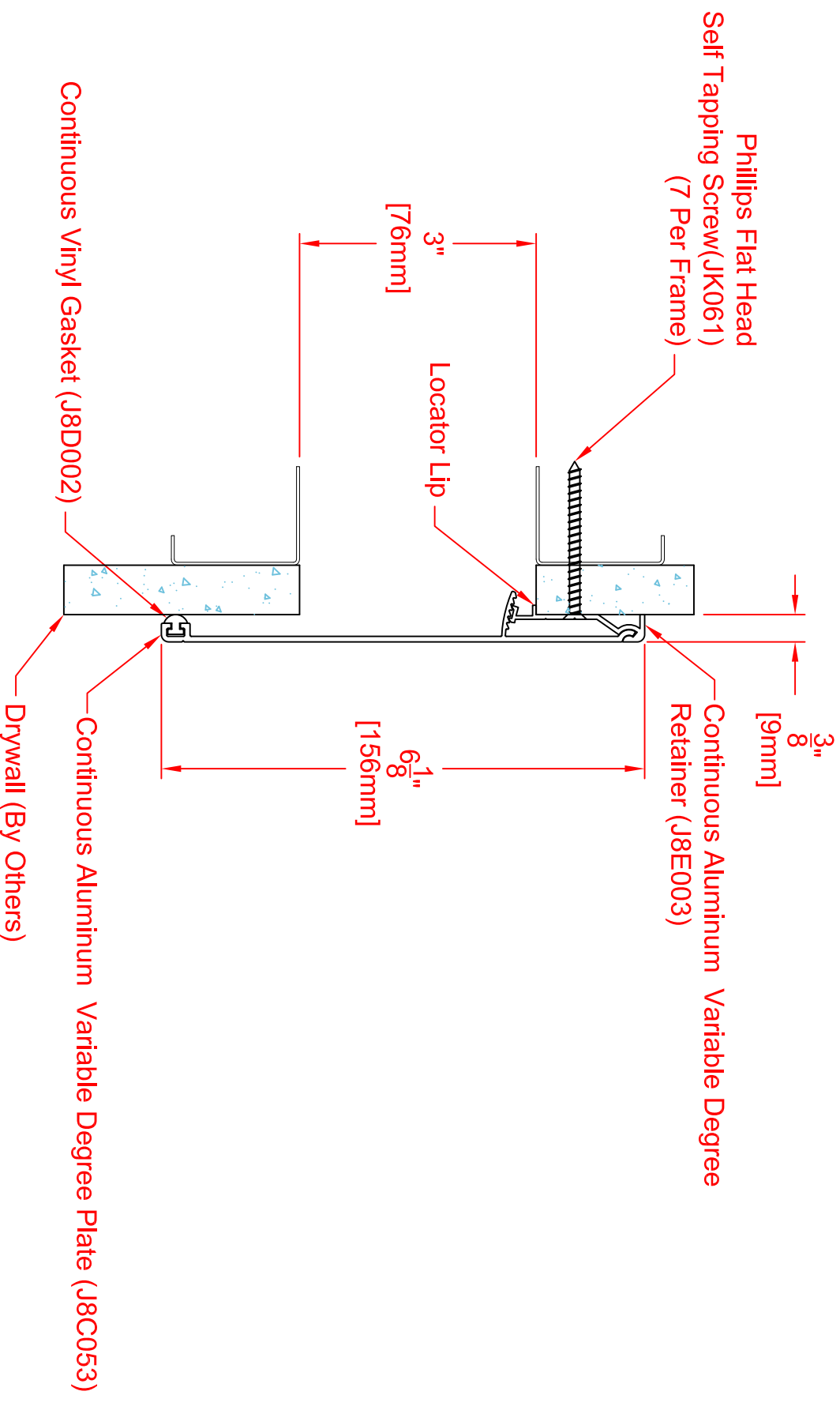
JOINTMASTER[®]
EXPANSION JOINT SYSTEMS

DATE: 2-10-02

SCALE: 1:2

DOC:CADJM_054/Rev1

impro[®]



Aluminum Finish: Clear Anodized

811-A07-075 SYSTEM

Joint Width	Movement ±	
	Horizontal	Vertical
US mm	US mm	US mm
3" 76	1-1/2" 38	-- --

APPLICATION

WALL/WALL & CEILING/CEILING
SURFACE MOUNT WALL/CEILING SYSTEMS

DATE: 2-10-02

SCALE: 1:2

DOC:CADJM_054/Rev1

JOINTMASTER™
EXPANSION JOINT SYSTEMS

impro.

Phillips Flat Head
Self Tapping Screw (JK061)
(7 Per Frame)

3"
[9mm]

Continuous Aluminum Variable Degree
Retainer (J8E003)

4"
[102mm]

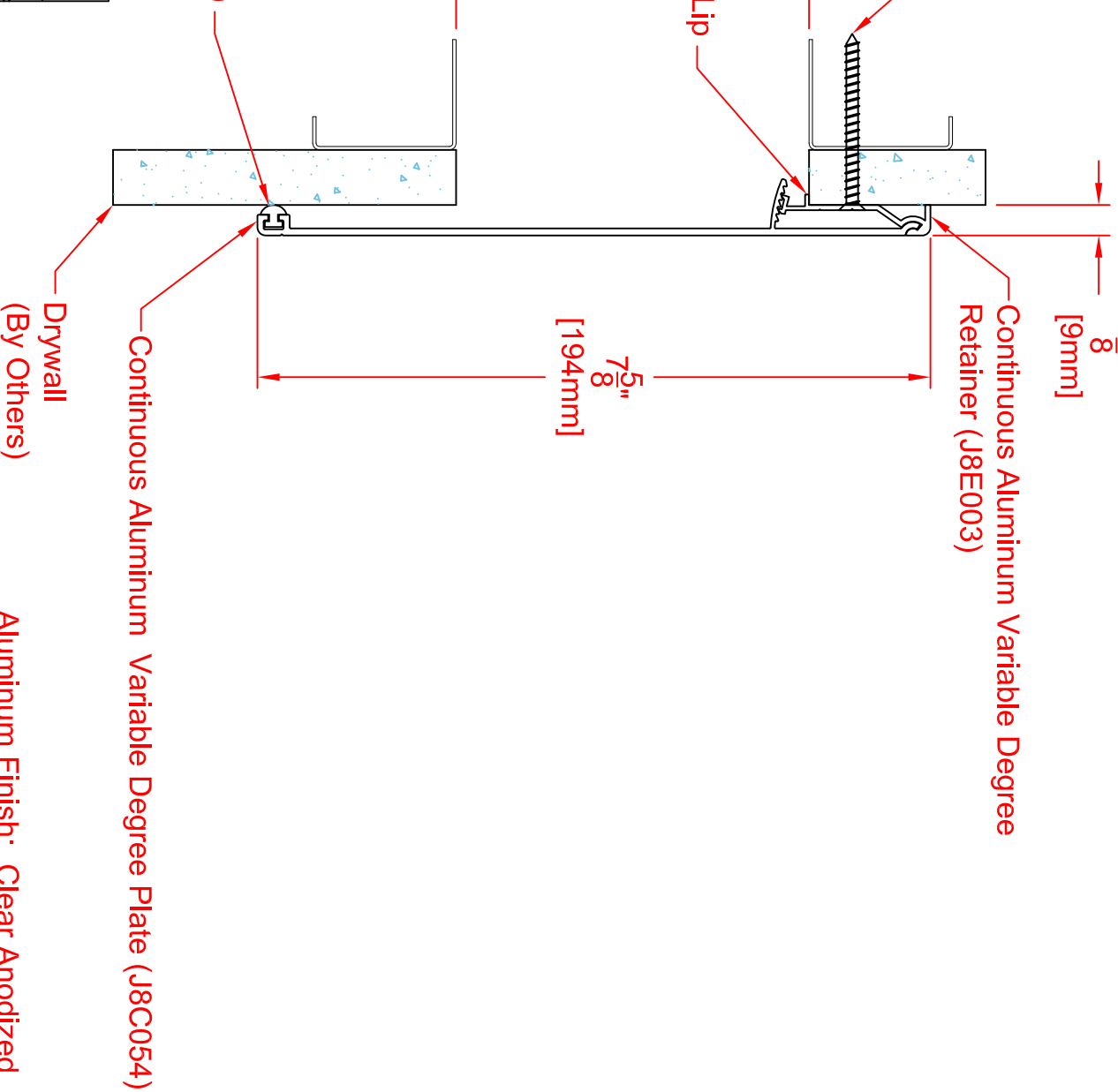
Locator Lip

7 5/8"
[194mm]

Continuous Vinyl Gasket (J8D002)

811-A07-100 SYSTEM

Joint Width		Movement ±	
Horizontal		Vertical	
US	mm	US	mm
4"	102	2"	51



Aluminum Finish: Clear Anodized

JOINTMASTER[®]

EXPANSION JOINT SYSTEMS

DATE: 2-10-02

SCALE: 1:2

DOC:CADJM_054/Rev1

APPLICATION

WALL/WALL & CEILING/CEILING

SURFACE MOUNT WALL/CEILING SYSTEMS

